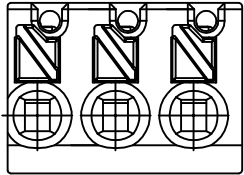
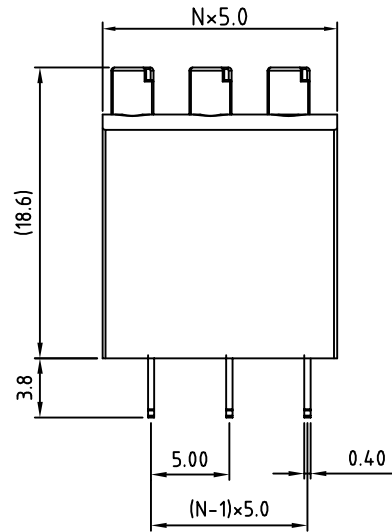


SIGN	DATE	DESCRIPTION	APPROVER
—			
THIS IS CAD DRAWING, DO NOT REVISE MANUALLY!!!			

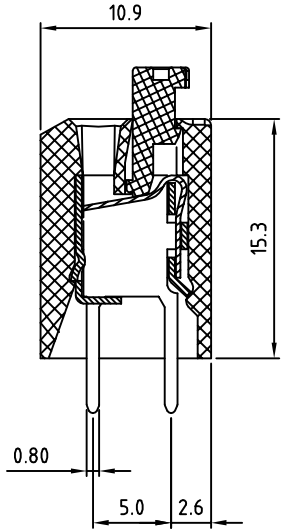


- Material**
- Terminal body (Contact pin): Brass
 - Wire guard: Stainless steel
 - Surface of solder tail: Tin plated
 - Insulator (housing): Thermoplastic (UL94V-0)
- Electrical cULus**
- Voltage rating: 300VAC
 - Current rating: 10A
 - Wire range:
 - Solid wire(AWG): 16-20
 - Wire strip length: 6-7mm
 - Withstanding Voltage: 1.6KV
 - Operating temperature: -30°C to +105°C
 - Soldering temperature: 250°C±10°C/5 Sec
 - Safety Approval:

RoHS Compliant



N=Number of contacts

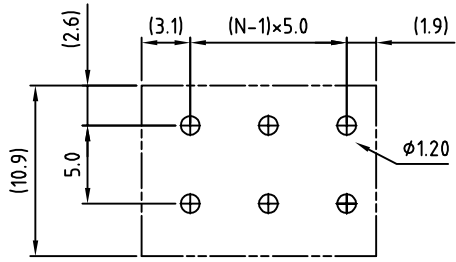


PART NUMBER:

OSTHFXX7081

No. of Poles
 02: 2 Poles
 03: 3 Poles
 ...
 24: 24 Poles

COLOR:
 3: Orange
 8: Grey(Standard)



P.C.B. LAYOUT

THESE DRAWINGS AND SPECIFICATIONS ARE THE PROPERTY OF ON-SHORE TECHNOLOGY, INC. AND SHALL NOT BE REPRODUCED, COPIED OR USED IN ANY MANNER WITHOUT THE PRIOR WRITTEN CONSENT OF ON-SHORE TECHNOLOGY, INC.



TITLE		OSTHF-5.0mm Series High Profile Type			
PART NO.	OSTHFXX7081	DWG NO.	OSTHFXX7081.DWG		
APPROVED	CHECKED	DESIGNED	DRAWN	CUST NO.	Tolerance
Shi jun 2006.11.01	Marvin 2006.07.03	Steady 2006.10.06	Steady 2006.10.06		X. ±0.50 X.X ±0.30 X.XX ±0.10 X° ±1°
				SHEET: 01/01	UNIT: mm SCALE: NONE REV: D