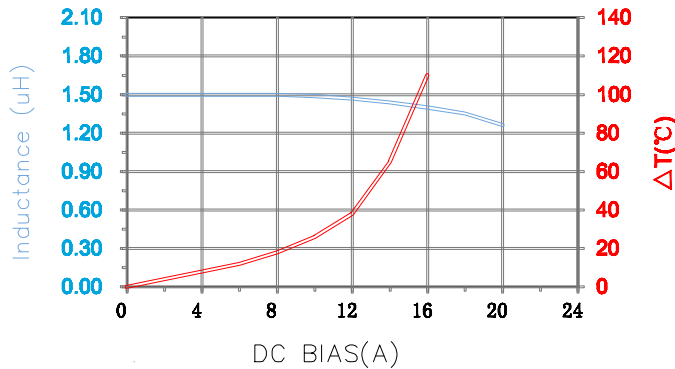
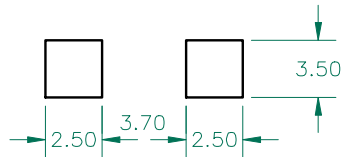


MGV06051R5M-10

PHYSICAL DIMENSIONS:

A	7.30	±	0.50
B	6.70	±	0.30
C	5.00	±	0.30
D	2.90	±	0.30
E	1.60	±	0.50

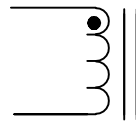
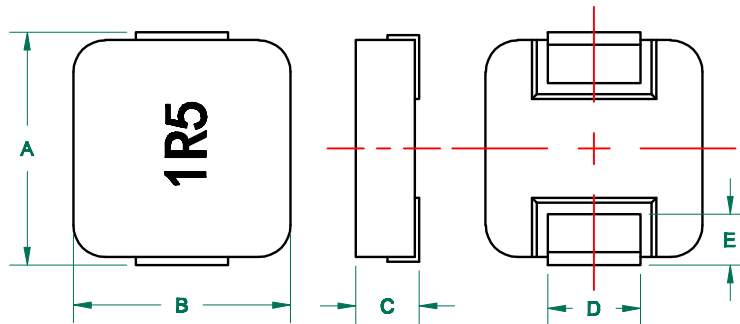
LAND PATTERNS FOR REFLOW SOLDERING



ELECTRICAL SPECIFICATION @ 25°C

	Min	Nom	Max
INDUCTANCE (uH) L @ 100 KHz/0.25V ± 20%	1.20	1.50	1.80
DCR (mΩ)			9.00

Saturation Current ³ Isat (A)	13.00
Temperature Rise Current Irms ⁴ (A)	12.00



UNCONTROLLED DOCUMENT



NOTES: UNLESS OTHERWISE SPECIFIED

- COMPONENTS SHOULD BE ADEQUATELY PREHEATED BEFORE SOLDERING.
- OPERATION TEMPERATURE RANGE:
-40°C~+125°C (INCLUDING SELF-HEATING).
- DEFINITION OF SATURATION CURRENT (ISAT): DC CURRENT AT WHICH THE INDUCTANCE DROPS ≤25% FROM ITS VALUE WITHOUT CURRENT.
- DEFINITION OF TEMPERATURE RISE CURRENT (IRMS): DC CURRENT THAT CAUSES THE TEMPERATURE RISE (ΔT ≤40°C) FROM 25°C AMBIENT.

DIMENSIONS ARE IN mm.				This print is the property of Laird Tech. and is loaned in confidence subject to return upon request and with the understanding that no copies shall be made without the written consent of Laird Tech. All rights to design or invention are reserved.		Laird	
PROJECT/PART NUMBER:	MGV06051R5M-10			REV	A	PART TYPE:	POWER INDUCTOR
DATE:	03/27/13			SCALE:	NTS	DRAWN BY:	QIU
REV	A	DESCRIPTION	ORIGINAL DRAFT	DATE	03/27/13	INT	QIU
REV		DESCRIPTION		DATE		INT	
				CAD #	MGV06051R5M-10-A	TOOL #	-
						SHEET: 1 of 1	