

VS-08-4X2X26C5S/S-LI2XVS67/20

Order No.: 1652839

<http://eshop.phoenixcontact.de/phoenix/treeViewClick.do?UID=1652839>

Assembled Ethernet cable, CAT5e, shielded, 4-pair, AWG 26 highly stranded (19-wire), line, RAL 5021 (water blue), RJ45/IP67 on RJ45/IP67, suitable for use with drag chain, length: 20 m

Ethernet**Product notes**

WEEE/RoHS-compliant since:
06/21/2006



<http://www.download.phoenixcontact.com>
Please note that the data given here has been taken from the online catalog. For comprehensive information and data, please refer to the user documentation. The General Terms and Conditions of Use apply to Internet downloads.

Commercial data

GTIN (EAN)	 4 017918 944148
Note	Made-to-order
sales group	D514
Pack	1 pcs.
Customs tariff	85444210
Catalog page information	Page 172 (PC-2007)

Technical data**Mechanical characteristics**

Number of positions	8
Shielded	Yes
Insertion/withdrawal cycles	≥ 200
Cable diameter	7.70 mm

Cable structure	4x2xAWG26/19; S-UTP
Duty cycle testing	Flexible cable conduit capable
Smallest bending radius, fixed installation	40 mm
Smallest bending radius, movable installation	40 mm
Length of cable	20 m
Ambient temperature (operation)	-20 °C ... 60 °C (cable, fixed installation)
	0 °C ... 50 °C (cable, flexible installation)
	(Male connector / female connector)

Material data

Housing material	PA
Contact carrier material	PC
Contact material	Copper alloy
Contact surface material	Gold over nickel
Material, O-ring	FPM
Cable seal material	NBR
Outer sheath, material	PUR
External sheath, color	water blue RAL 5021
Degree of protection	IP67

Electrical characteristics

Rated voltage (III/3)	125 V
Transmission characteristics (category)	CAT5 (IEC 11801:2002), CAT5e (TIA 568B:2001)

Line characteristics

Cable type	Ethernet
Cable structure	4x2xAWG26/19; S-UTP
Conductor cross section	0.16 mm ²
AWG signal line	26
Conductor structure signal line	19X 0.10 mm
Core diameter including insulation	1 mm
External cable diameter	7.70 mm
Wire colors	White-blue, white-orange, white-green, white-brown
External sheath, color	water blue RAL 5021
Insulation resistance	min. 0.5 GΩ*km
Conductor resistance	max 125 Ω/km
Transmission characteristics (category)	CAT5 (IEC 11801:2002), CAT5e (TIA 568B:2001)

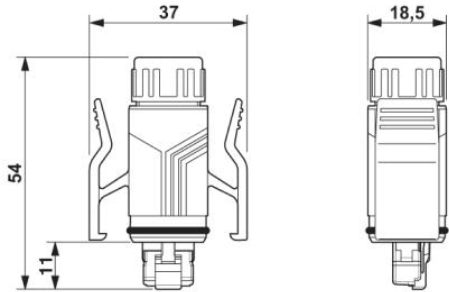
Working capacitance	57 nF
Wave impedance	100 $\Omega \pm 5 \Omega$ (At 100 MHz)
Nominal voltage, conductor	125 V
Test voltage Core/Core	1000 V
Twisted pairs	2 cores to the pair
Overall twist	4 pairs for core
Shielding	Tinned copper braided shield
Outer sheath, material	PUR
Conductor material	Bare Cu litz wires
Cable weight	70 kg/km
Smallest bending radius, fixed installation	39 mm (cable, fixed installation)
Smallest bending radius, movable installation	39 mm (cable, flexible installation)
Max. bending cycles	5000000
Bending radius	57.8 mm
Traversing path	1.8 m
Traversing rate	3 m/s
Acceleration	9 m/s ²
Flame resistance	IEC 60332-2-2
Resistance to oil	in accordance with DIN EN 60811-2-1
Other resistance	Hydrolysis resistance as per DIN 53504
	resistant to welding splash in accordance with DIN VDE 0282

Accessories

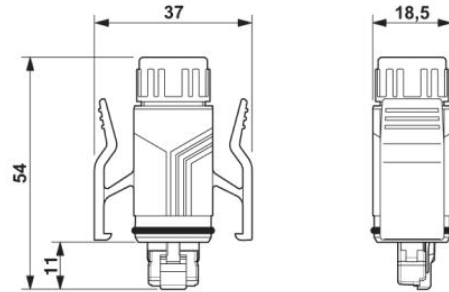
Item	Designation	Description
Protective covers		
1653757	VS-SCRJ-PC	IP67 protective cover, for covering the male inserts in the sleeve housings IP67, VS-SCRJ-..., VS-04-..., VS-06-... and VS-08-...

Diagrams/Drawings

Dimensioned drawing

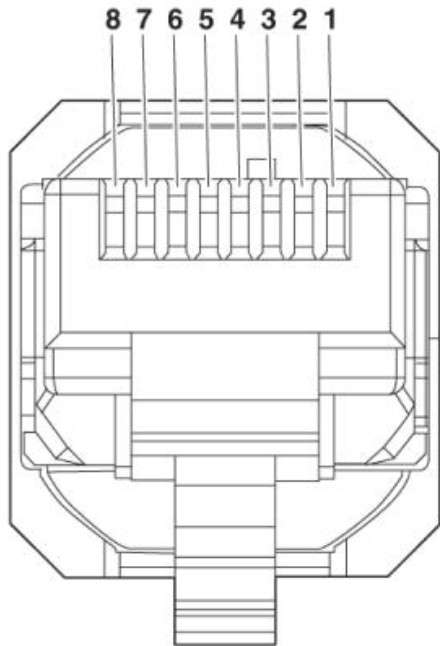


RJ45-plug connector, IP67

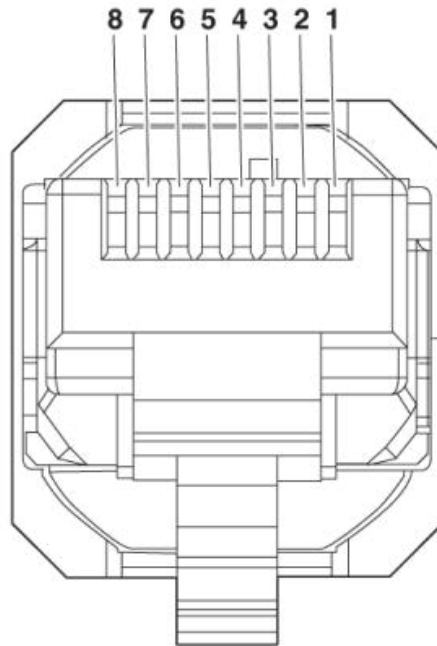


RJ45-plug connector, IP67

Schematic diagram



Connector pin assignment plug RJ45



Connector pin assignment plug RJ45

Address

PHOENIX CONTACT Deutschland GmbH
Flachmarktstr. 8
32825 Blomberg, Germany
Phone +49 5235 3 12000
Fax +49 5235 3 41200
<http://www.phoenixcontact.de>



© 2011 Phoenix Contact
Technical modifications reserved;