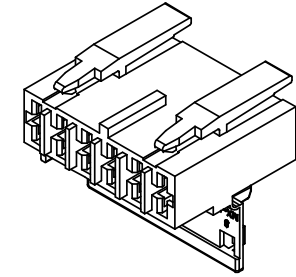
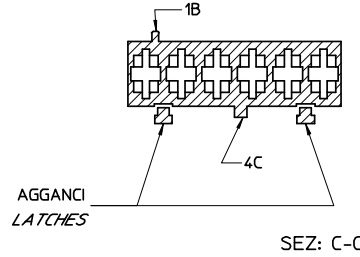


Dettaglio1  
SCALA 5:1

CONFIGURAZIONE POLARIZZAZIONI  
POLARIZATION CONFIGURATION

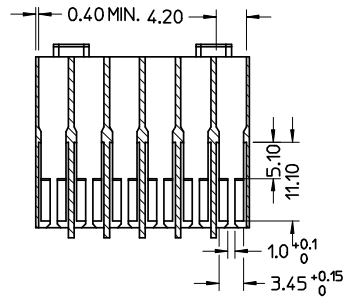
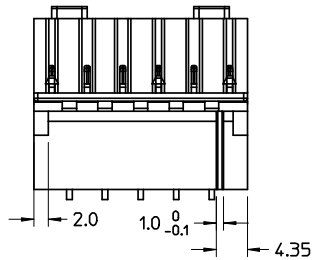


NOTE:

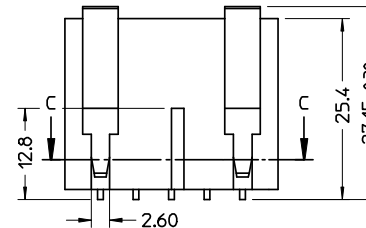
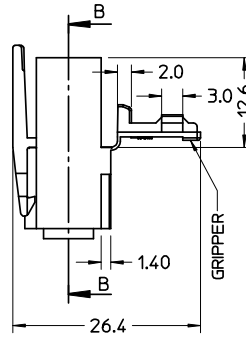
- USATO CON TERMINALE 94518-0XXX E 94549-0XXX
- SPECIFICA DI RIFERIMENTO PER IL CONNETTORE PS-94550-001
- PER CARATTERISTICHE DI CRIMPATURA RIF. SD-94518-005 E SD-94549-001
- FORZA DI DISACCOPIAMENTO CONNETTORE (TRAZIONANDO DAI CAVI SENZA AZIONARE L'AGGANCI): 60 N MIN.
- SPESSORE MINIMO PARETI CONNETTORE 0.40 mm.

NOTE:

- USED WITH TERMINALS 94518-0XXX AND 94549-0XXX
- REFER TO PS-94550-001 FOR CONNECTOR SPECIFICATION
- REFER TO SD-94518-005 AND SD-94549-001 FOR CRIMPING CHARACTERISTICS
- CONNECTOR DISENGAGEMENT FORCE (PULLING BY THE WIRES, WITHOUT ACTUATING THE LATCH): 60 N MIN.
- MINIMUM CONNECTOR WALL THICKNESS 0.40 mm.



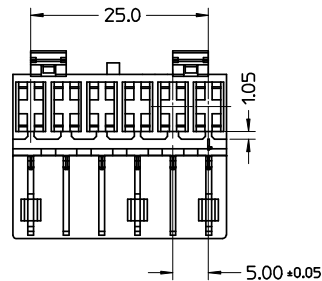
SEZ: B-B



MATERIALE: NYLON 6.6 GWT 750°C sec. IEC 60335-1  
TEST METHOD IEC 60695-2-11 colore naturale

MATERIAL: NYLON 6.6 GWT 750°C sec. IEC 60335-1  
TEST METHOD IEC 60695-2-11 natural

CONFEZIONE: Box da 1100 Pz.  
PACKAGING: 1100 pcs in carton box



SPQ =1100

Std. Descr: 'HSG W/SEC LOCK AND EXT LATCHES 6 CKT \_\_\_\_\_ COLOR'

EC NO: Z2005-0066 DRWN:FGOTTARD2004/11/02 CHKD:RSANDANO2004/11/02 APPR:GZUIN 2004/11/02	QUALITY SYMBOLS ▽ 0 ▽ 0	GENERAL TOLERANCES (UNLESS SPECIFIED)		SCALE 2:1	DESIGN UNITS METRIC	FIRST ANGLE PROJECTION	REVISE ON CAD ONLY		
				DIMENSION STYLE MM ONLY		TITLE HSG 6 CKT WITH SEC.LOCK AND EXTERNAL LATCH			
		4 PLACES ± --- ± ---		DRAWN BY FGOTTARD		DATE 2004/10/29		MATERIAL NO. 94550-4106	
		3 PLACES ± --- ± ---		CHECKED BY RSANDANO		DATE 2004/10/29		DOCUMENT NO. SD-94550-022	
2 PLACES ± 0.10 ± ---		APPROVED BY GZUIN		DATE 2004/10/29		SHEET NO. 1 OF 1			
1 PLACE ± 0.2 ± ---		DRAFT WHERE APPLICABLE		THIS DRAWING CONTAINS INFORMATION THAT IS PROPRIETARY TO MOLEX INCORPORATED AND SHOULD NOT BE USED WITHOUT WRITTEN PERMISSION					
ANGULAR ± 2 °		MUST REMAIN WITHIN DIMENSIONS		A2					