LOADING PATTERN MATING SIDE

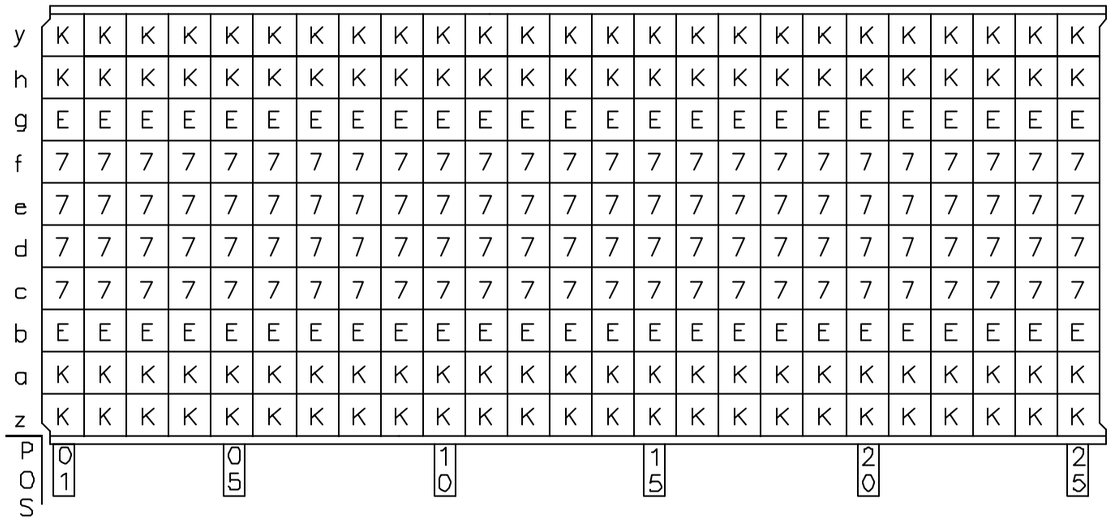

LOADED CONNECTOR ASSEMBLY
(FOR EXAMPLE)

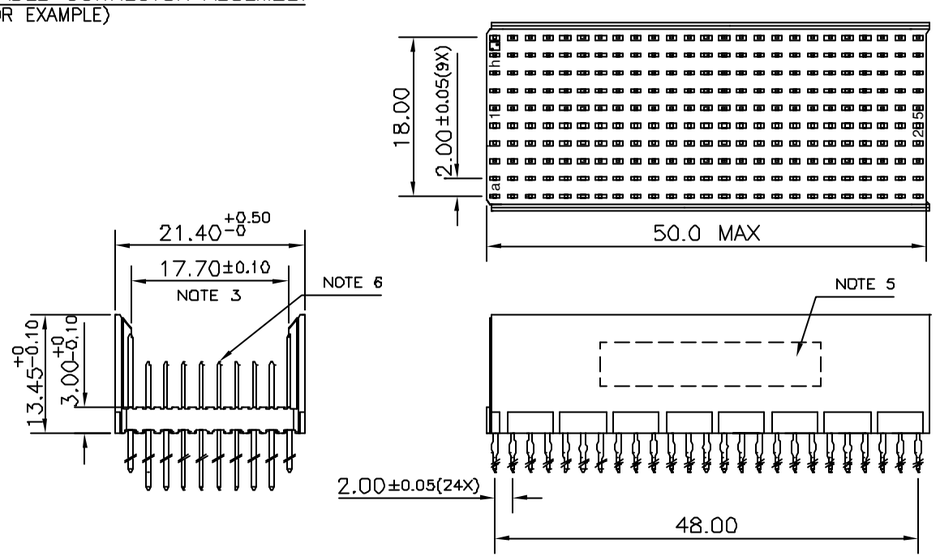

CONTACT OVERVIEW

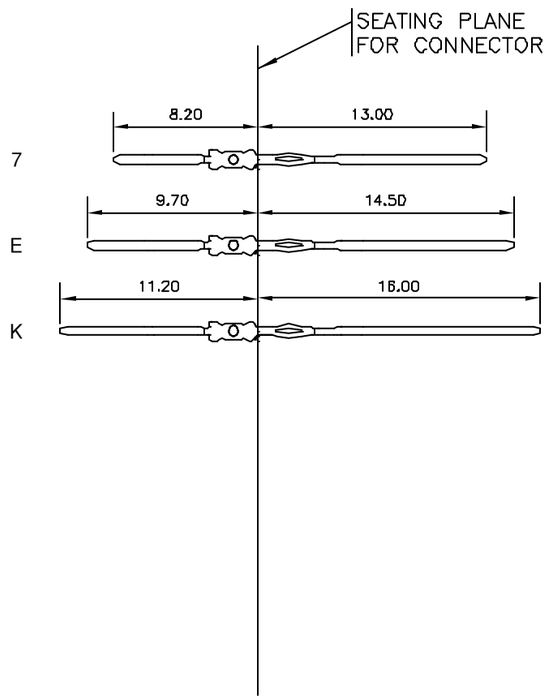

LAY–OUT P.C.B.–HOLE

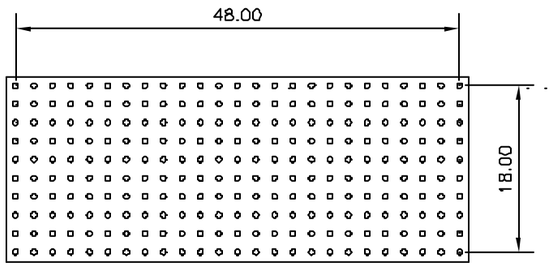

HM2P88PN81W4----

LEAD FREE INDICATOR : LF = LEAD FREE
(DIGIT 15 & 16)

PLATING CODE (DIGIT 13 AND 14)
(REF DRW NO. BS,C , 201844 , 003)

NOTES

1. THIS PRODUCT IS CSA APPROVED.
2. THIS PRODUCT IS UL RECOGNIZED.
3. MEASURED AT THE BOTTOM.
4. MATERIAL CONTACT: PHOSPHORBRONZE
   HOUSING: CREAM WHITE GLASS FILLED POLYESTER UL-94V0
5. CONNECTOR PRINTED WITH P/N AND DATE CODE.
6. FOR ACTUAL CONTACT LOADINGS, SEE LOADING PATTERN MATING SIDE.
7. SHAPE OF CONNECTOR HOUSING CAN ALTER DEPENDING ON PRODUCTION LOCATION
8. THE PRODUCT (LF) MEETS EUROPEAN UNION DIRECTIVES AND OTHER COUNTRY REGULATIONS AS DESCRIBED IN GS-22-008
9. FOR RECOMMENDED PTH DIMENSIONS REFER DRAWING : BS, A , 201572 , 001

CATALOG NO: HM2P88PN81W4----

ltr	ecn no	dr	date
A	I05-0253	MINI	2005-12-03
B	I06-0141	MINI	2006-08-04

mat'l. code	SEE NOTE 4	surface	ISO 1302
tolerance	ISO 406 ISO 1101	projection	
tolerances unless otherwise specified	angles 0°±1°	linear .0±0.2 / .00±0.1	MM
scale	—		
dr	MINI K VANDANATH	2005-12-03	
engr	BIJU K PAUL	2005-12-03	
chr	BIJU K PAUL	2006-08-04	
appd	BIJU K PAUL	2006-08-04	
sheet index	revision B / sheet 1		

product family: MILLIPACS

title: MPACS 8+2R STR HDR PF CONN TYPE E

dwg no: BS, C ,203028, 601 — sheet 1 of 1 — size A3

type: Product Customer Drawing

form: A3

FCIconnect.com
Copyright FCI