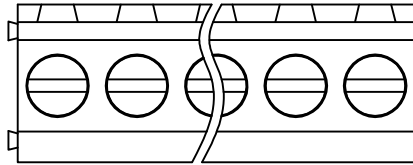


SIGN	DATE	DESCRIPTION	APPROVER
<i>THIS IS CAD DRAWING, DO NOT REVISE MANUALLY!!!</i>			



Technical Data:

Material:

Contact(metal housing): Copper Alloy
Terminal screw: Steel galvanized with Cr3+ plating
Solder Pin: Copper Alloy with Tin plating
Insulator body(housing): Polyamide(UL94V-0)

Electrical

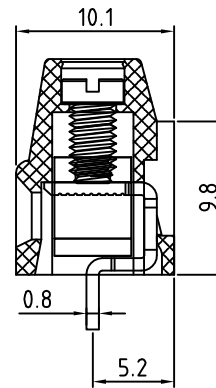
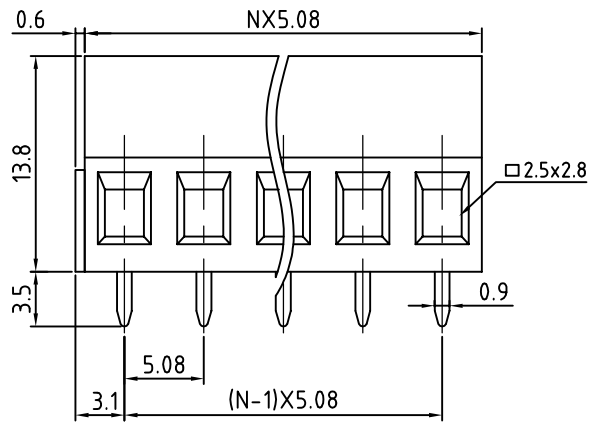
Voltage rating: 300VAC
Current rating: 16 Amps/way max
Contact resistance: 20mΩ (max)
Withstanding Voltage: 2500VAC(1min) Test time
=60sec/1pcs

Wire range: 12-30AWG

Mechanical:

Torque: 4.5kgf.cm/M2.5
Operating temperature: -40°C to +105°C
Soldering reliability:250°C±10°C/5 seconds max

RoHS Compliant

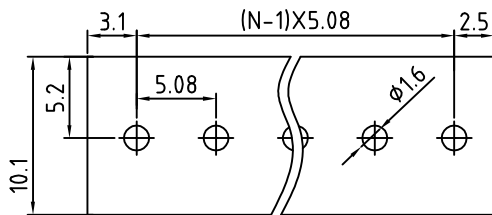


PART NUMBER:

OSTF351EXX10050

↓	↓
No. of Poles	COLOR:
02 2 Poles	0: Black
03 3 Poles	5: Green (Standard)
... ..	6: Blue
24 24 Poles	8: Grey

N=Number of contacts



P.C.B. LAYOUT

THESE DRAWINGS AND SPECIFICATIONS ARE THE PROPERTY OF ON-SHORE TECHNOLOGY, INC. AND SHALL NOT BE REPRODUCED, COPIED OR USED IN ANY MANNER WITHOUT THE PRIOR WRITTEN CONSENT OF ON-SHORE TECHNOLOGY, INC.



TITLE		OSTF35 Series 5.08mm	
PART NO.	OSTF351EXX10050	DWG NO.	OSTF351EXX10050.DWG
APPROVED	CHECKED	DESIGNED	DRAWN
Shi Jun 2011.10.10	Marvin 2011.10.10	Marvin 2011.10.10	Marvin 2011.10.10
CUST NO.		Tolerance	
		UNIT: mm	X. ±0.50
		SCALE: NONE	X.X ±0.30
		REV: B	X.XX ±0.10
SHEET: 01/01		X° ±1°	