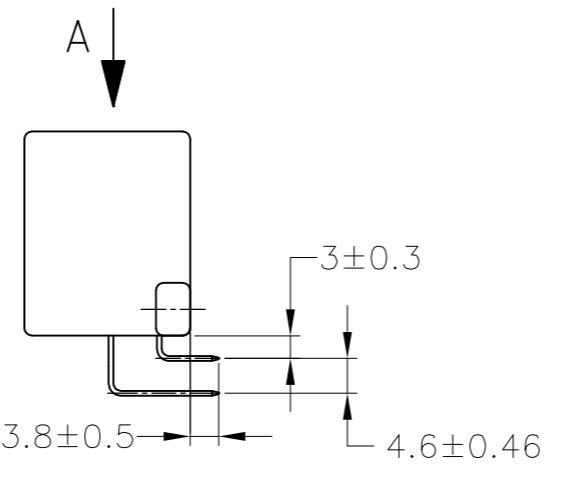
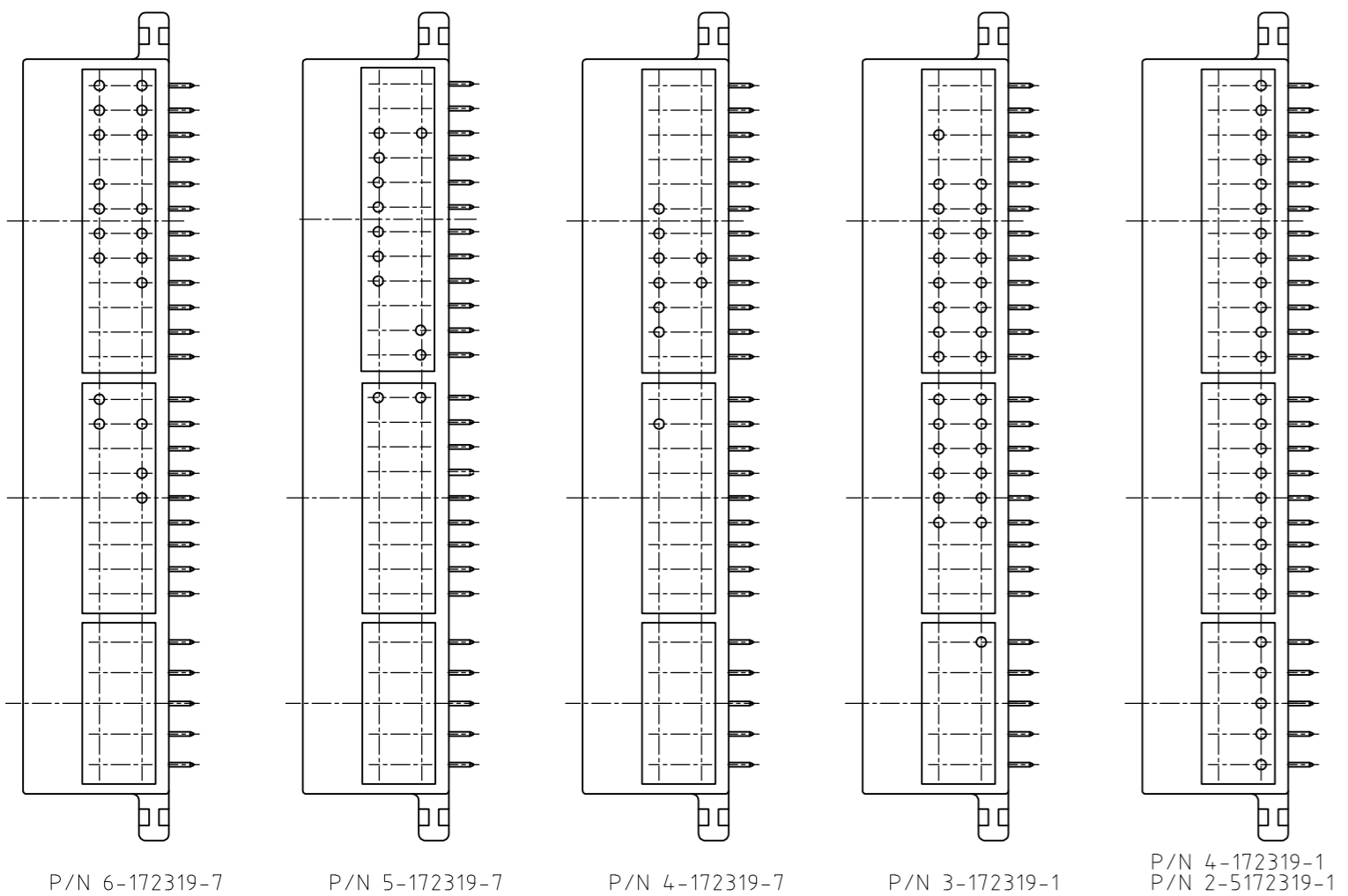
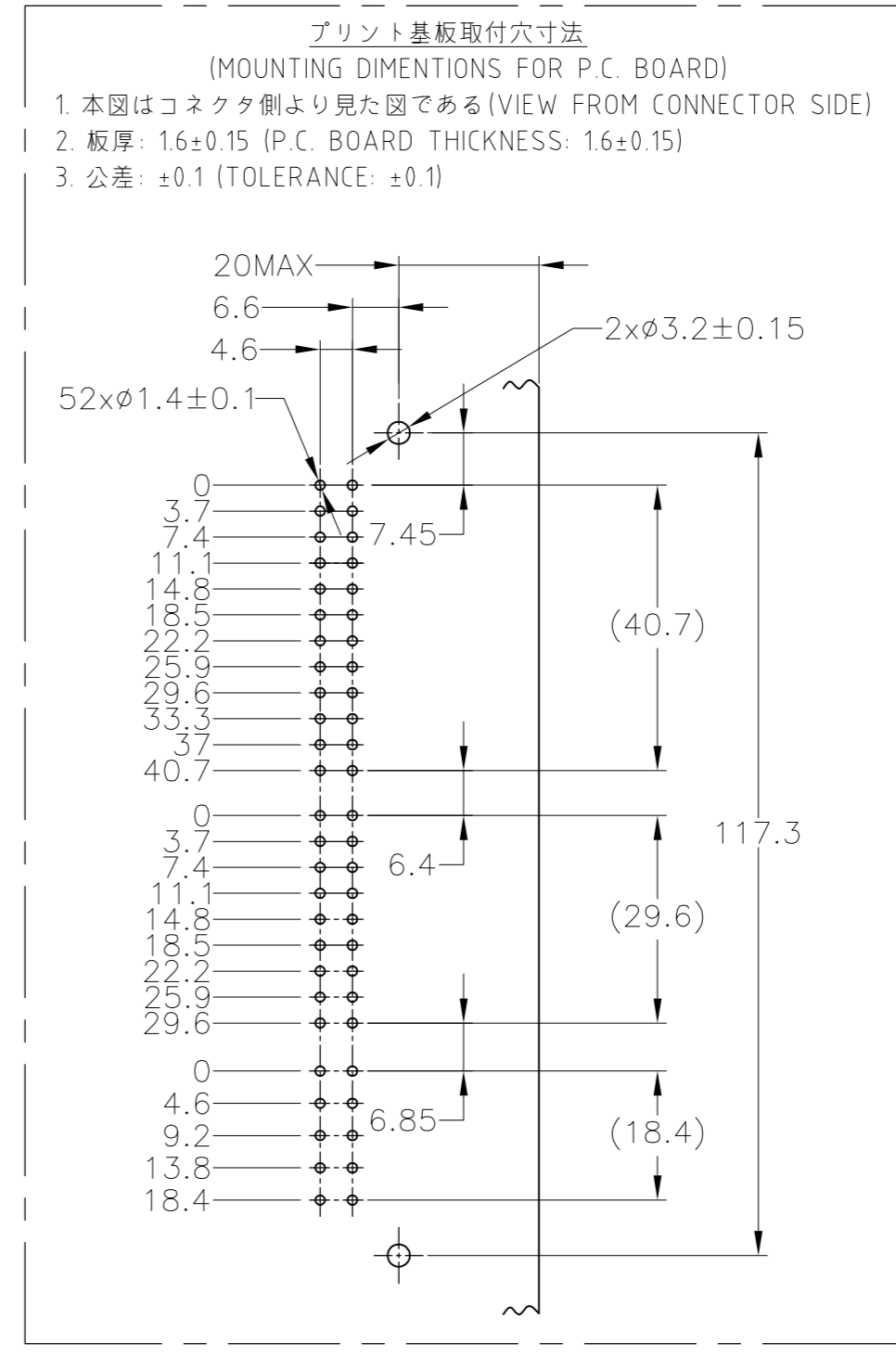
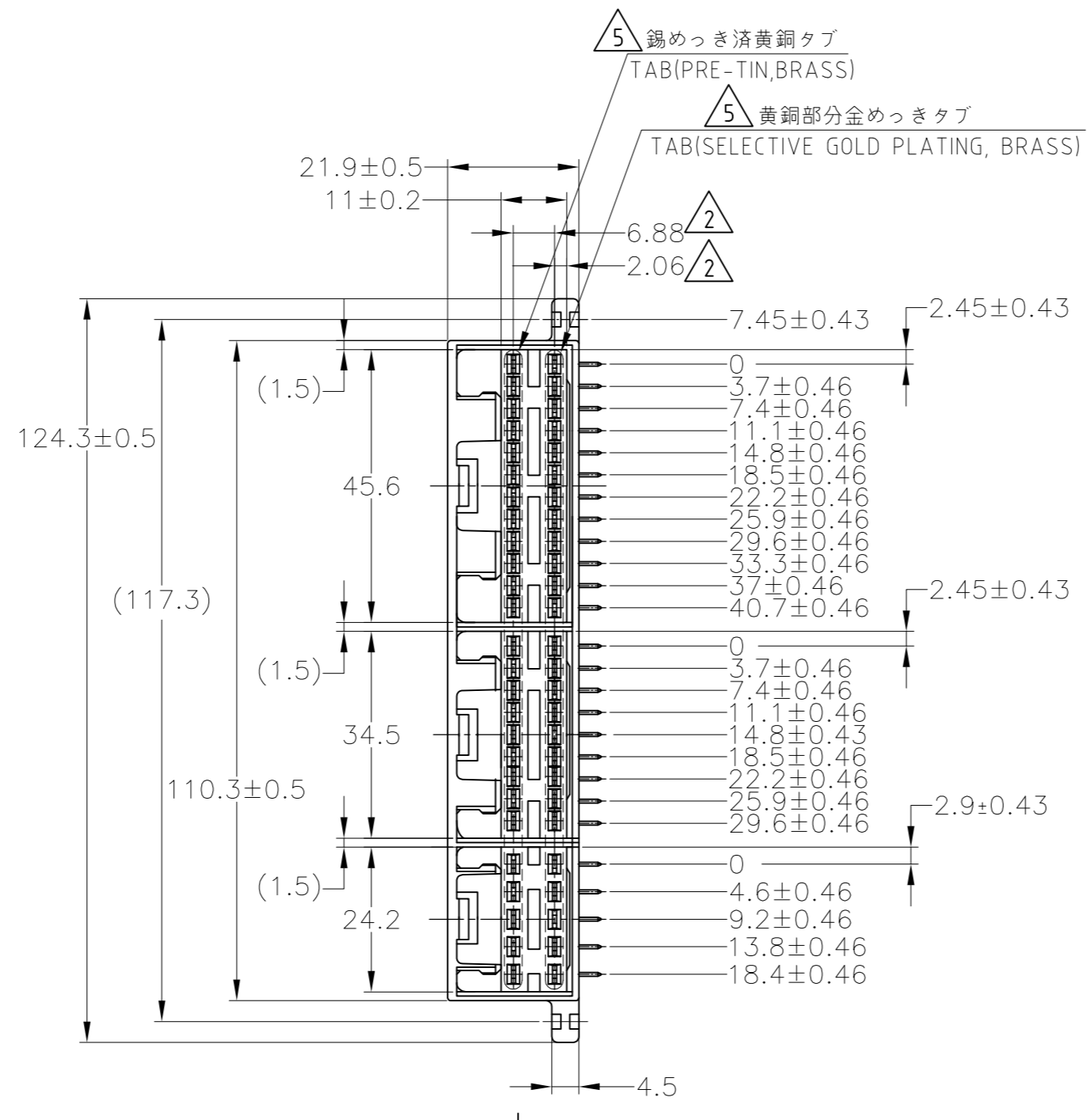
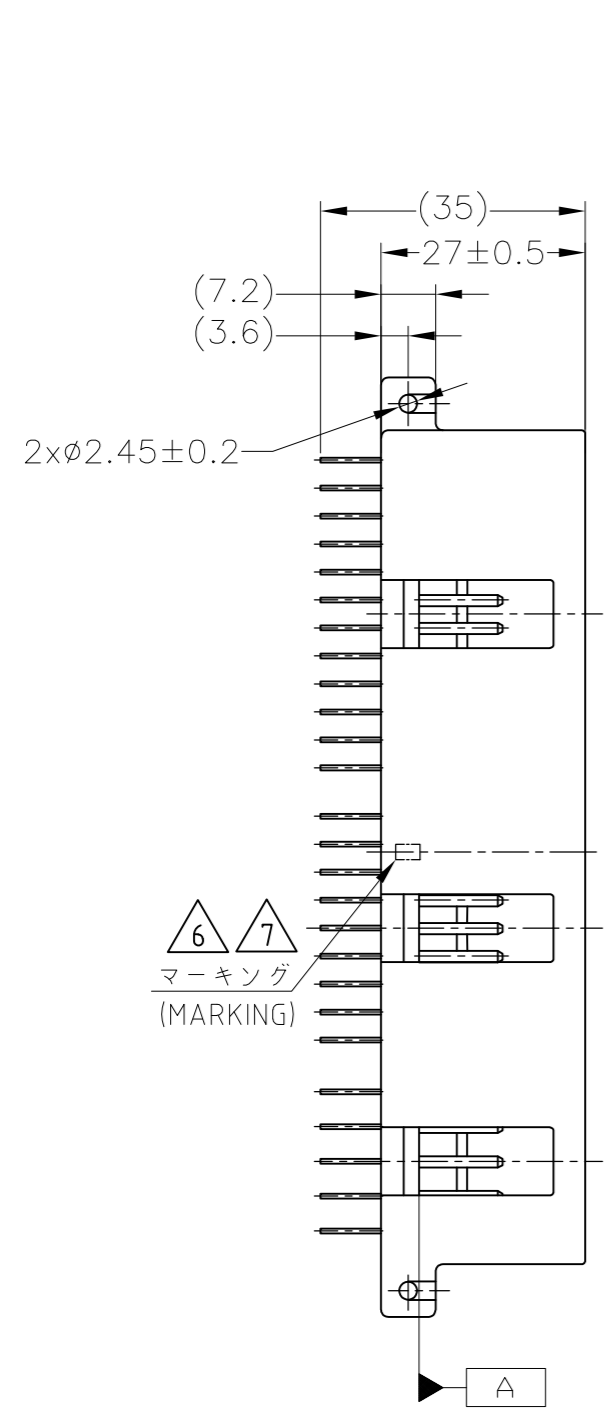


REVISIONS					
P	LTR	DESCRIPTION	DATE	DWN	APVD
K5	OBSOLETE 2--1	変更 ECR-16-003021	16SUG16	KF	HY



- THE MATING COUNTERPART P/N: 10Pos 172315. 18Pos 172316. 24Pos 172317
 - TO BE MEASURED WITHIN 2mm FROM [A]
 - SELECTIVE GOLD PLATED (CONTACT AREA) TIN LEAD PLATED (SOLDERING AREA) OVER NICKEL PLATED
 - SOLDERING AFTER MOUNTING P.C. BOARD SECURE BY USING M3, PAN HEAD TAPPING SCREW
 - APPLICABLE PART NUMBERS; 2-172319-1, -7
 - INDICATED PREFIX AND SUFFIX OF PRODUCT P/N BY HOT STAMP (APPLICABLE P/N 5-172319-7)
 - CHARACTERS MUST BE CLEAR AND LEGIBLE
- 1 嵌合する相手ハウジング型番; 10極 172315 18極 172316 24極 172317
 2 [A] 面より2mmの範囲で測定のこと
 3 全面ニッケルメッキ上に部分メッキ(嵌合部)及び半田メッキ(半田付部)
 4. プリント基板への取付けは M3のタッピングネジ(JIS B1115 1種)で締付けた後半田付けをする
 5 2-172319-1, -7のみに適用
 6 製品型番のプリフィックスをカラーホットマーキングにより表示する(適用型番5-172319-7)
 7 文字は明瞭であること

SELECTIVE TIN (MATTE)	SELECTIVE GOLD x 26	YELLOW 黄色	2-5172319-1
PRE-TIN x 26	PRE-TIN x 26	YELLOW 黄色	1-5172319-7
SELECTIVE TIN (MATTE)	SELECTIVE GOLD x 52	GRAY 灰色	1-5172319-6
SELECTIVE TIN (MATTE)	SELECTIVE GOLD x 52	GRAY 灰色	1-5172319-6
OBSOLETE	TIN-LEAD x 52	YELLOW 黄色	8-172319-7
OBSOLETE	TIN-LEAD SELECTIVE GOLD x 19	YELLOW 黄色	6-172319-7
OBSOLETE	TIN-LEAD SELECTIVE GOLD x 12	YELLOW 黄色	6-172319-7
OBSOLETE	TIN-LEAD PRE-TIN x 40	YELLOW 黄色	6-172319-7
OBSOLETE	TIN-LEAD SELECTIVE GOLD x 9	YELLOW 黄色	4-172319-7
OBSOLETE	TIN-LEAD PRE-TIN x 43	YELLOW 黄色	4-172319-7
OBSOLETE	TIN-LEAD SELECTIVE GOLD x 26	NATURAL 自然色	4-172319-1
OBSOLETE	TIN-LEAD SELECTIVE GOLD x 30	NATURAL 自然色	3-172319-1
OBSOLETE	TIN-LEAD PRE-TIN x 22	NATURAL 自然色	3-172319-1
OBSOLETE	TIN-LEAD SELECTIVE GOLD x 26	NATURAL 自然色	2-172319-7
OBSOLETE	TIN-LEAD PRE-TIN x 26	YELLOW 黄色	2-172319-1
OBSOLETE	TIN-LEAD SELECTIVE GOLD x 26	YELLOW 黄色	1-172319-7
OBSOLETE	TIN-LEAD SELECTIVE GOLD x 52	GRAY 灰色	1-172319-6
OBSOLETE	PRE-TIN x 52	YELLOW 黄色	172319-7
OBSOLETE	PRE-TIN x 52	NATURAL 自然色	172319-1
SOLDERING SIDE 半田付け部	CONTACT SIDE 接触部前	COLOR 色	PART NUMBER 製品型番
CONTACT FINISH コネクタ仕上			

A方向から見た金めっき配置図 (LAYOUT OF GOLD PLATING CONTACT VIEW FROM "A" DIRECTION) GOLD PLATING CONTACT (金めっき品)

TOLERANCES UNLESS OTHERWISE SPECIFIED: 一般公差

10±	±0.2
30±	±0.25
100±	±0.3
ANGLE	3°

THIS DRAWING IS A CONTROLLED DOCUMENT. DWN S.FUJITA 04AUG08
 CHK T.SHINOHARA 04AUG08
 APVD K.BETSUI 04AUG08

TE Connectivity

52POSITION CAP HOUSING ASSY PULSE LOCK CONNECTOR

NAME 名称: 52POSITION CAP HOUSING ASSY PULSE LOCK CONNECTOR

SIZE A2 CAGE CODE 00779 DRAWING NO. 番号 C=172319 RESTRICTED TO

WEIGHT 41.5 g SCALE 1:1 SHEET 1 of 1 REV K5

APPLICATION SPEC 取付適用規格

MATERIAL 材料 PBT FINISH 仕上