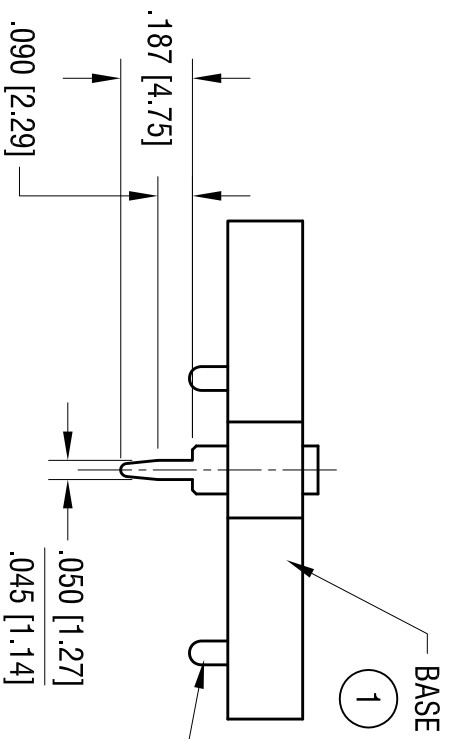
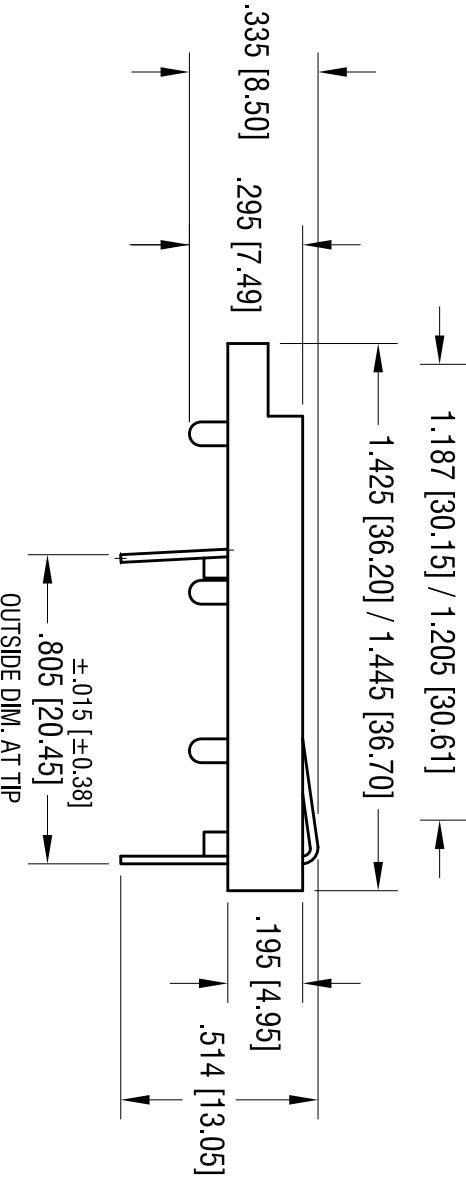
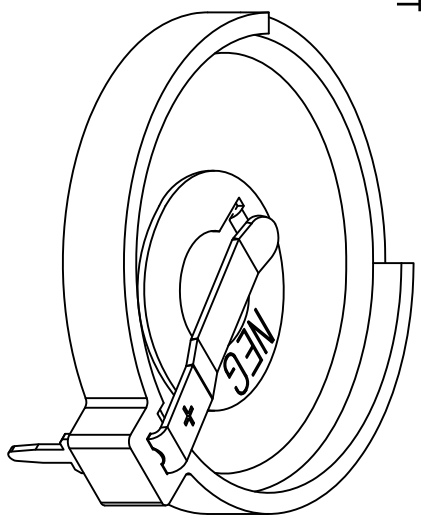
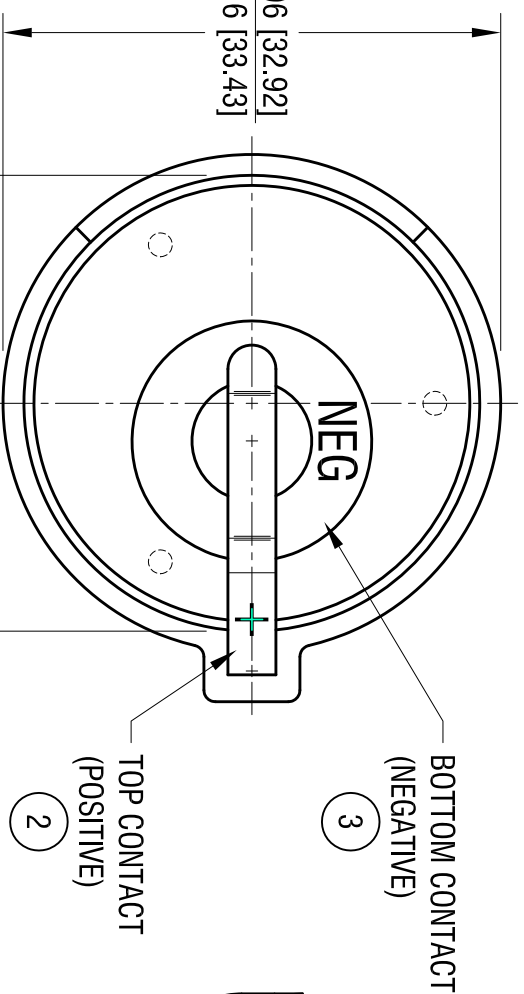


DATE	DESCRIPTION	REV.
9.20.04	CHANGE AS PER ECN 04-119	H
11.2.11	CHANGE AS PER ECN 11-145	I



BASE
 .062 [1.57] DIA. LEG (3) PLS
 ON .953 [24.20] CIRCLE DIA.

THIS DOCUMENT IS THE PROPERTY OF
 KEYSTONE ELECTRONICS CORP. AND
 SHALL NOT BE REPRODUCED, DISTRIBUTED
 OR COPIED IN ANY MANNER WITHOUT
 WITHOUT PRIOR WRITTEN PERMISSION
 FROM KEYSTONE ELECTRONICS CORP.

KEYSTONE ELECTRONICS CORP.
 www.keystec.com • ASTORIA, N.Y. 11105-2017 • Tel (718) 956-8900

PART NAME
COIN CELL PC BATTERY HOLDER

MATERIAL
 AS NOTED

FINISH
 AS NOTED

TOLERANCES	INCH	[MM]	CODE	DWG NO.
DECIMAL	± .010	[± 0.25]	C	301
ANGULAR	± 1°			
UNLESS OTHERWISE SPECIFIED				

ITEM	DESCRIPTION	MATERIAL/FINISH
1	BASE BLACK	PBT (UL 94V-0)
2	TOP CONTACT	SPRING STEEL .020 [0.50] THK
3	BOTTOM CONTACT	TIN NICKEL PLATE

MOUNTING HOLES

