

# Diplexer (for LTE Band)

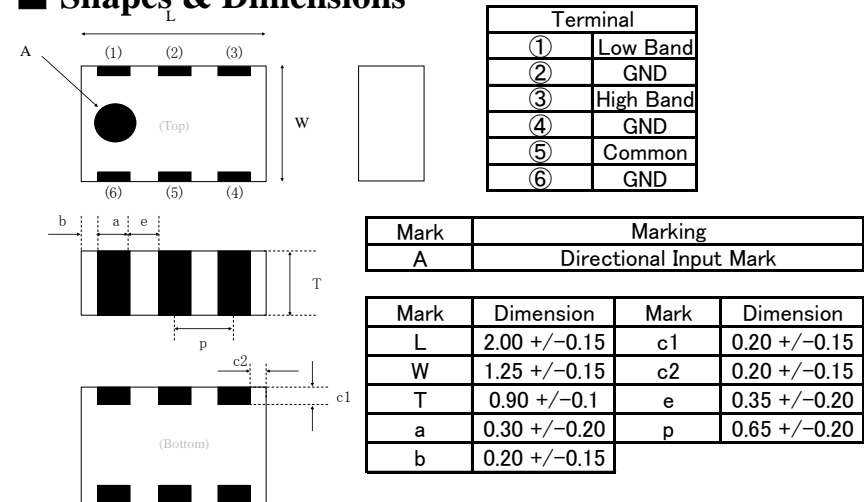
## FI 212P082931-T

### Electrical Characteristics

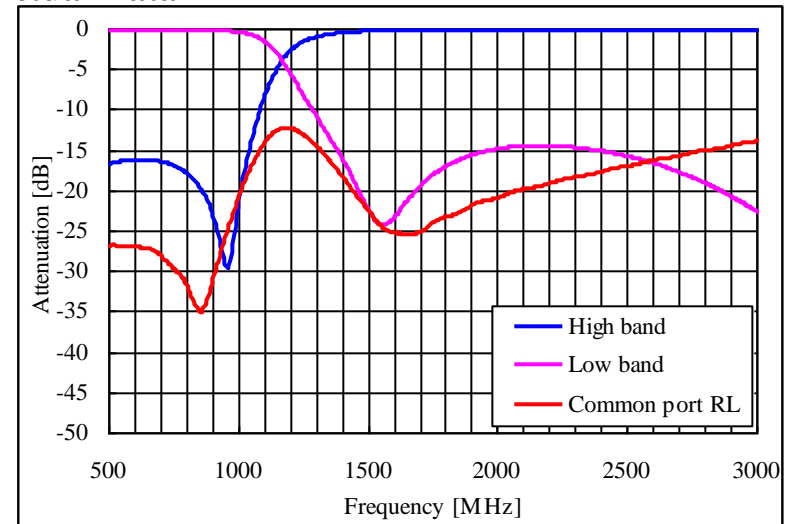
		Specification	Typical Data	
Low Band	Pass band frequency	Pass band 1	698 - 894 MHz ←	
		Pass band 2	880 - 960 MHz ←	
	Insertion Loss at Pass band	Pass band 1	0.5dB Max. (25deg-C)	0.35dB
			0.6dB Max. (-40~+85deg-C)	
		Pass band 2	0.7dB Max. (25deg-C)	0.45dB
		0.8dB Max. (-40~+85deg-C)		
	V.S.W.R at Pass band	Common Port	2.0 Max.	1.10
Low Band Port		2.0 Max.	1.10	
Attenuation	1420-2690MHz	13.0dB Min.	14.5dB	
Impedance	Common Port	50 ohm	-	
	Low Band Port	50 ohm	-	
High Band	Pass band frequency	Pass band 3	1420 - 1520 MHz ←	
		Pass band 4	1560 - 1610 MHz ←	
		Pass band 5	1710 - 2170 MHz ←	
		Pass band 6	2300 - 2690 MHz ←	
	Insertion Loss at Pass band	Pass band 3	0.7dB Max. (25deg-C)	0.49dB
			0.8dB Max. (-40~+85deg-C)	
		Pass band 4	0.5dB Max. (25deg-C)	0.30dB
			0.6dB Max. (-40~+85deg-C)	
		Pass band 5	0.5dB Max. (25deg-C)	0.35dB
			0.6dB Max. (-40~+85deg-C)	
Pass band 6	0.5dB Max. (25deg-C)	0.35dB		
	0.6dB Max. (-40~+85deg-C)			
V.S.W.R at Pass band	Common Port	2.0 Max.	1.40	
	High B and Port	2.0 Max.	1.40	
Attenuation	698-960MHz	13.0dB Min.	17.7dB	
Impedance	Common Port	50 ohm	-	
	High B and Port	50 ohm	-	
Isolation	698-960MHz	13.0dB Min.	16.1dB	
	1420-2690MHz	13.0dB Min.	15.5dB	

Notice : All the technical data and specifications are subject to change without prior notice. This product is only intended for use in general communications applications and not intended for applications such as automotive embedded systems where higher safety and reliability are required. Before making final selection, please check product specification.

### Shapes & Dimensions



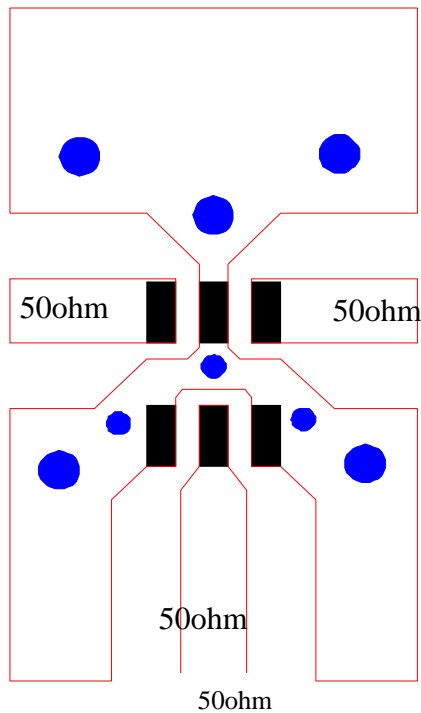
### Actual Data



# The Example of a Land Pattern

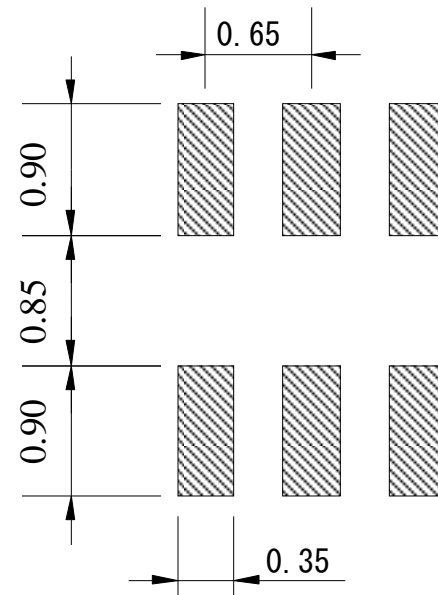
## ■ Diplexer (FI 212P Series)

Electrodes pattern



Line width be designed to match 50ohm characteristic impedance.

Resist pattern (aperture size)



Unit : mm

Notice : All the technical data and specifications are subject to change without prior notice. This product is only intended for use in general communications applications and not intended for applications such as automotive embedded systems where higher safety and reliability are required. Before making final selection, please check product specification.